

MODEL F-06

FIREFLO Three-Way, Dry Barrel Fire Hydrant

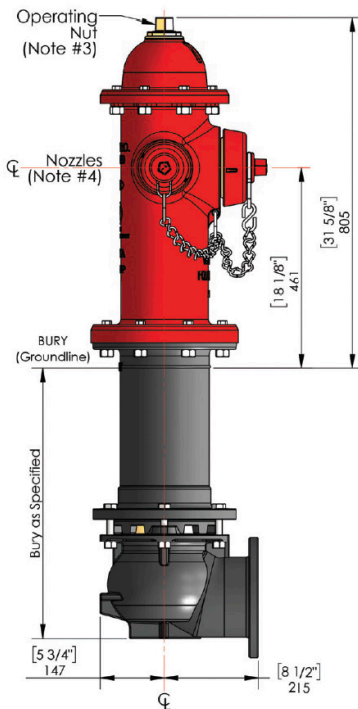


DESCRIPTION

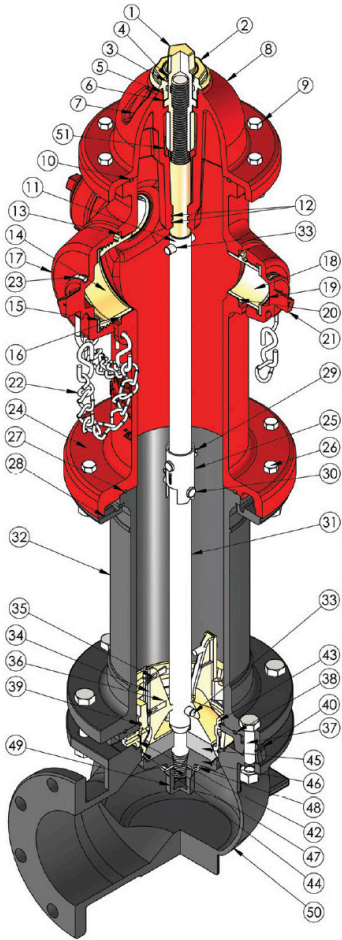
- 250 PSI Operating Pressure
- 500 PSI Test Pressure
- 5¼" Design provides Maximum Efficient Flow
- Forced Lubrication System eases Lifetime Operation
- Hose and Pumper Nozzles are threaded and field replaceable
- Convenient to use Traffic Replacement Kit available
- 10 YEAR LIMITED WARRANTY

Notes

- Part #'s 40, 46, 49 & 50 are Fusion Bonded Epoxy, inside and out, complying with AWWA C550.
- Pentagon measures 1½" from point to flat at the base of the nut and 1⅞" at the top; the height of the nut is to be 1" minimum.
- Pumper Outlet – Qty: 1 – Nominal size 4½" with 4.5–4 NH threading per NFPA 1963.
- Hose Outlets – Qty: 2 pcs – Nominal size 2½" with 2.5–7.5 NH threading per NFPA 1963."

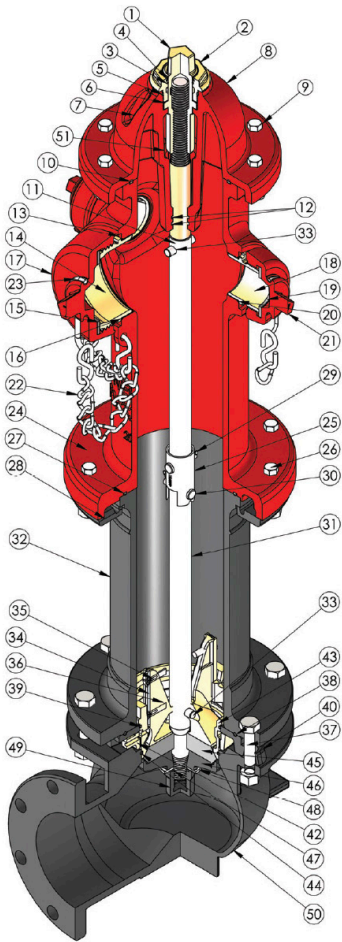


MODEL F-06 | FIREFLO Three-Way, Dry Barrel Fire Hydrant



Material List				
NO.	DESCRIPTION	MATERIAL	SPECIFICATION	QTY REQ'D
1	Operating Nut	Bronze	ASTM B584	1
2	Hold Down Nut	Bronze	ASTM B584	1
3	Hold Down Nut O-Ring	Rubber	ASTM D2000; BUNA N	1
4	Weather Seal	Rubber	ASTM D2000; BUNA N	1
5	Bonnet O-Ring	Rubber	ASTM D2000; BUNA N	1
6	Anti-Friction Washer	Celcon	—	1
7	Oil Plug	Bronze	ASTM B16	1
8	Bonnet	Cast Iron	ASTM A126; CL-B	1
9	Bonnet Bolts & Nuts	Steel	ASTM A193-B7/A194-2H	8
10	Bonnet O-Ring	Rubber	ASTM D2000; BUNA N	1
11	Upper Rod	Steel	ASTM A576; Gr-B	1
12	Upper Rod O-Ring	Rubber	ASTM D2000; BUNA N	2
13	Nozzle Lock Key	Stainless Steel	ASTM A276	6
14	4½" Pumper Nozzle	Bronze	ASTM B584	1
15	Pumper Nozzle Gasket	Rubber	ASTM D2000; BUNA N	1
16	Pumper Nozzle O-Ring	Rubber	ASTM D2000; BUNA N	1
17	Pumper Nozzle Cap	Cast Iron	ASTM A126; CL-B	2
18	2½" Hose Nozzle	Bronze	ASTM B584	2
19	Hose Nozzle Gasket	Rubber	ASTM D2000; BUNA N	2
20	Hose Nozzle O-Ring	Rubber	ASTM D2000; BUNA N	2
21	Hose Nozzle Cap	Cast Iron	ASTM A126; CL-B	2
22	Cap Chain	Steel	Plated	4
23	Chain Ring	Steel	Plated	4
24	Standpipe Upper	Ductile Iron	ASTM A536	1
25	Safety Coupling	Stainless Steel	ASTM A890	1
26	Safety Flange Bolts & Nuts	Steel	ASTM A193-B7/A194-2H	8
27	Safety Flange O-Ring	Rubber	ASTM D2000; BUNA N	1
28	Safety Flange	Cast Iron	ASTM A126; CL-B	2
29	Cotter Pin	Stainless Steel	ASTM A276	2
30	Clevis Pin	Stainless Steel	ASTM A276	2

MODEL F-06 | FIREFLO Three-Way, Dry Barrel Fire Hydrant



Material List				
NO.	DESCRIPTION	MATERIAL	SPECIFICATION	QTY REQ'D
31	Lower Rod	Steel	ASTM A576; Gr-B	1
32	Standpipe Lower (Specify Bury)	Ductile Iron	ASTM A536	1
33	Stem Pin	Stainless Steel	ASTM A276	1
34	Drain Valve Facing	HPDE	—	2
35	Drain Valve Screw	Stainless Steel	ASTM A276	4
36	Valve Top Plate	Bronze	ASTM B584	1
37	Elbow & DRH Bolts & Nuts	Steel	ASTM A307 Note 4	6
38	Drain Ring Housing O-Ring	Rubber	ASTM D2000; BUNA N	1
39	Seat Ring O-Ring (Top)	Rubber	ASTM D2000; BUNA N	1
40	Drain Ring Housing	Ductile Iron	ASTM A536	1
42	Drain Ring	Bronze	ASTM B584	1
43	Seat Ring	Bronze	ASTM B584	1
44	Seat Ring O-Ring	Rubber	ASTM D2000; BUNA N	1
45	Main Valve	Rubber	ASTM D2000; BUNA N	1
46	Valve Bottom Plate	Ductile Iron	ASTM A536	1
47	Cap Nut Seal	Rubber	ASTM D2000; BUNA N	1
48	Lock Washer	Stainless Steel	ASTM A276	1
49	Valve Bottom Plate Nut	Ductile Iron	ASTM A536	1
50	Elbow	Ductile Iron	ASTM A536	1
51	Lubricant (In Chamber)	Mineral Oil	Food Grade	1

Design, dimensions, and materials are subject to change without notice.